



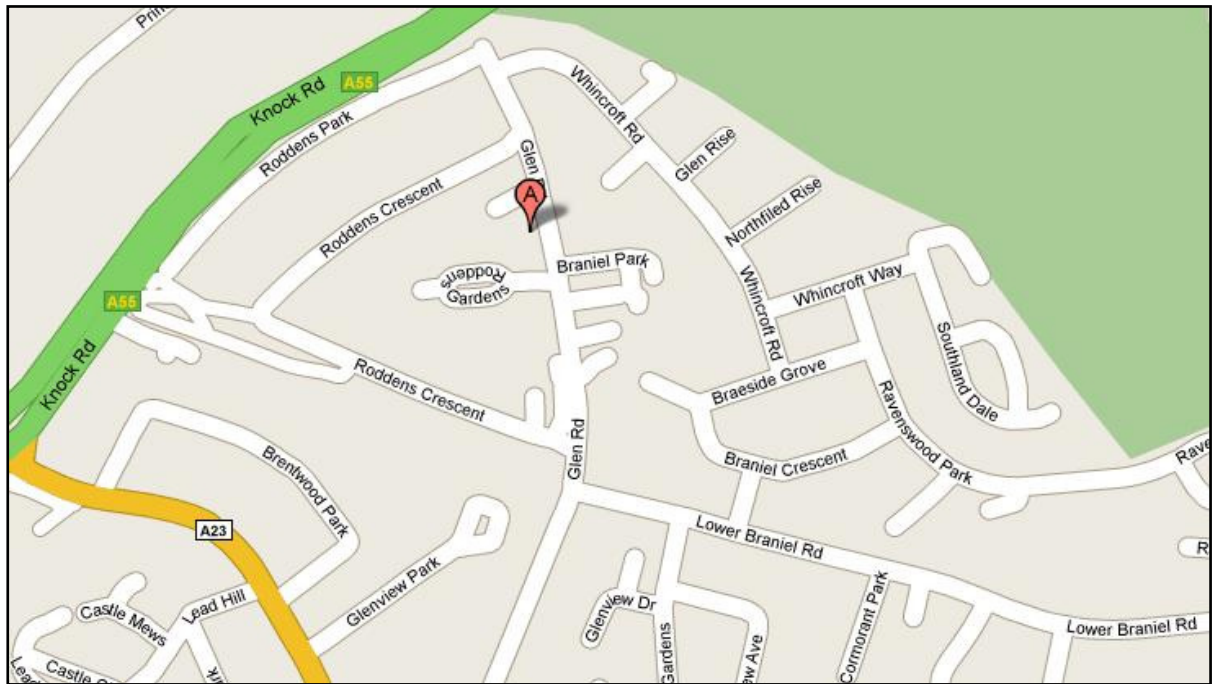
Assets Review 2009/2010

Property Data sheet for:

**Braniel Library
18 Glen Road
Belfast
BT5 7JH**

Asset Review 2009 Property data sheet – Braniel Library

Location map (images copyright Google 2009)



Main Elevation (images copyright Google 2009)



Infrastructure:

<i>Property ownership:</i> Source: Deeds	Owned by Libraries NI in Leasehold
<i>Property Restrictions:</i> Source: Deeds	Part of Former Health Centre building, development potential restricted to existing property footprint.
<i>Construction Year:</i> Source: Various	1962
<i>Floor Area (M²):</i> Measured survey plans from ELBs	114

Property Condition:

<i>Condition Survey report - summary</i>	Property requires: Replacement of electrical distribution systems, entire flat roof, internal/external decoration.	
<i>Outstanding Maintenance Backlog</i>	£28,250.00	
<i>Outstanding Maintenance per M²</i>	£247.81	
<i>Maintenance Ranking¹</i>	5	
<i>Maintenance spend profile:</i>	Response	Planned
2005	£194.04	£200.00
2006	£670.54	£50.00
2007	£716.45	£250.00
2008	£877.75	£316.62
Source: Facity and Manhattan system data from ELBS		

Service Provision

Borrower totals – describes and depicts the number of registered members and active members for the preceding 4 year period.

Borrowers Added/Deleted - is largely self explanatory and a four year profile is included to assist in indicating the growth or decline of service demand.

Issues/renewals – indicated the scale of activity in relation to the issue of material on loan to active borrowers of a four year period.

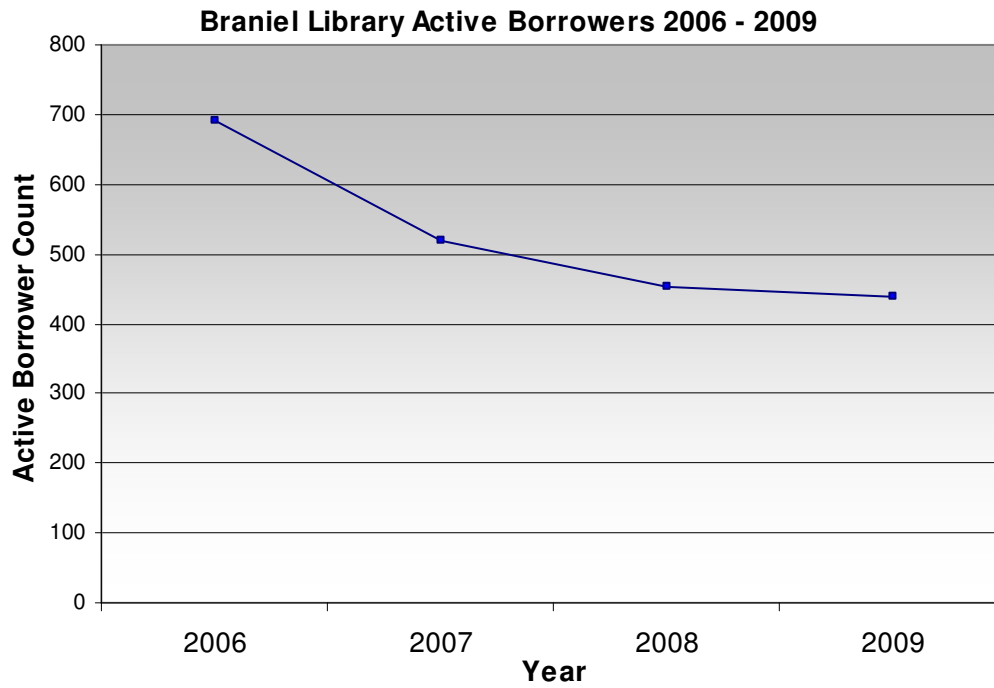
Borrower Profiles – Indicate the number of registered borrowers in the 2008/2009 year registered with the particular library facility within the following categories:

- *Bookstart*
- *Junior (0-11 years)*
- *Junior (12-15 years)*
- *Adult (16-17 years)*
- *Adult (18-59 years)*
- *Senior Citizen (60 years and over)*
- *Uncategorised*

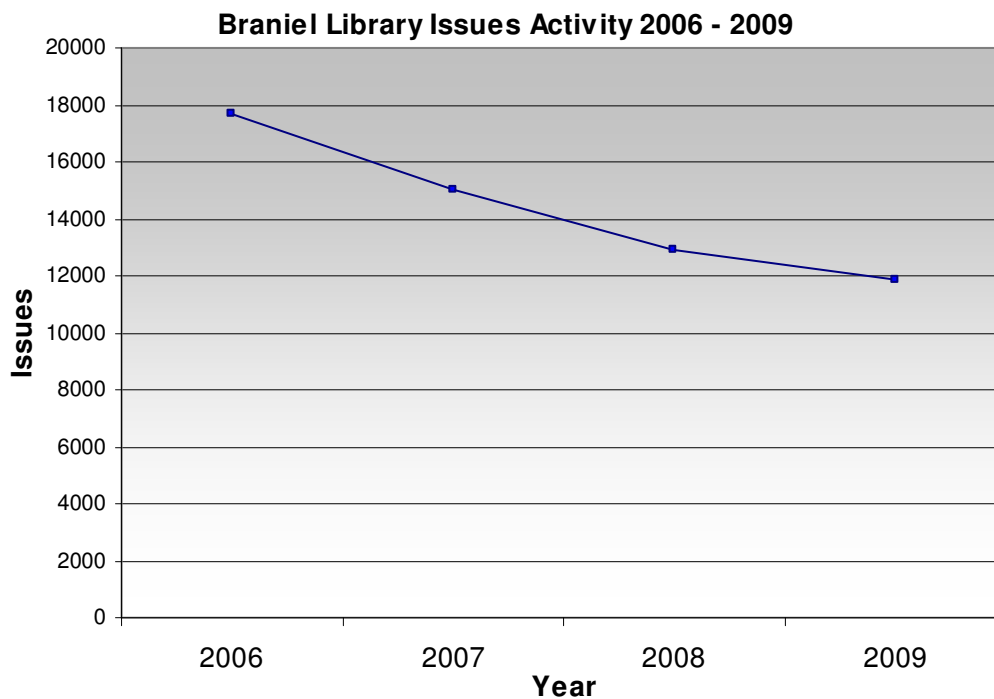
Service Provision:

<i>Borrower Totals:</i>	Registered	Active
2006	1192	692
2007	1229	520
2008	1263	453
2009	767	439
Source: Library Management System (ICU)		

Borrower Added/Deleted:	Added	Deleted
2006	151	18
2007	56	24
2008	59	18
2009	76	9



Issues/Renewals	Issues	Renewals	Combined
2006	17708	6884	24592
2007	15033	8033	23066
2008	12903	6262	19165
2009	11877	5981	17858
Source: Library Management System (ICU)			



Borrower Profiles @ April 2009

<i>Bookstart</i>	21
<i>Junior (0-11 years)</i>	243
<i>Junior (12-15 years)</i>	55
<i>Adult (16-17 years)</i>	13
<i>Adult (18-59 years)</i>	274
<i>Senior Citizen (60 years and over)</i>	156
<i>Uncategorised</i>	20

Income (Hire + fine value)

2006	£652.21
2007	£353.86
2008	£180.48
2009	£182.10

Public Access Computer Usage (08/09)

<i>Total number of Public Access Terminals Available</i>	3
<i>Sessions (number of unique sessions)</i>	847
<i>Available (total number of potential minutes available per annum)</i>	122010
<i>Used (total number of minutes in use)</i>	37566
<i>Percentage (percentage of available time in use)</i>	30.79%
<i>Average (average session length in minutes)</i>	44.35

Public Access Computer Usage:

This displays a range of data associated with the use of public access computer terminals within each facility for the year April 2008 to April 2009 including:

- *Total number of Public Access Terminals Available within the facility*
- *The number of unique/distinct sessions*
- *Availability expressed as the total number of minutes the terminal is available for use per year*
- *Used i.e. the total number of minutes per year the terminals are actually in use.*
- *Percentage of available time in use)*
- *Average session length in minutes)*

Summary Costs

<i>Cost per active borrower (total property cost + operating costs/Active borrowers)</i>	£46.49
<i>Cost per issue (total property cost + operating costs/total issues)</i>	£1.71

Suitability Assessments

These assessments have been carried out in three stages:

- Stage 1 - a room-by-room survey of all spaces to establish where problems may exist in relation to: *size/shape, environment, location, fittings/fixed furniture and ICT infrastructure.*
- Stage 2 - categorises and quantifies issues identified in stage 1 surveys by allocating a grade to each based on the impact they will have on the provision of services. 4 categories of impact on service delivery have been applied.
- Stage 3 - identifies Health, Safety and Security problems arising from inadequate or unsatisfactory aspects of the building or site layouts.

This library scores 296 out of 600.

Catchment Area Population

<i>Home Electoral Ward</i>	Lower Braniel
<i>Adjacent Electoral Wards</i>	Cherryvalley, Upper Braniel, Knock, Lisnasharragh, Hillfoot, Moneyreagh
<i>Deprivation: multiple deprivation measure and rank (out of 582)</i>	Lower Braniel: MDM:11.33 (rank 450) Cherryvalley: MDM:8.24 (rank 496) Upper Braniel: MDM:10.97 (rank 456) Knock: MDM:12.06 (rank 432) Moneyreagh: MDM:5.94 (rank 538)
<i>Shared Wards</i>	Cherryvalley and Upper Braniel wards are shared with Gilnahirk Library
<i>Car Ownership</i>	73.90%
<i>Other Libraries within 2 mile radius/nearest library</i>	Cregagh

A range of data is available from the Neighbourhood Statistics (NISRA) Website www.ninis.nisra.gov.uk (crown copyright).